



ST. CHARLES BORROMEO
CATHOLIC CHURCH

ANNUAL REPORT

JULY 2019- JUNE 2020



2019-2020 IN REVIEW

In the following pages you will find a review of our fiscal year 2019-2020 - please note that our fiscal year runs July 1 - June 30. Analysis include "St. Charles by the Numbers" which details our parishioners and events related to them. Followed by our "Summary of Income and Expenses" with a breakdown and small summary of how those were allocated. Lastly you will see a chart of our charitable giving and our visitation projects all made possible by our parishioners. Please direct any questions to Courtney Neumeier, at the Parish Office.

God Bless,

Courtney Neumeier

Courtney Neumeier
Director of Operations



ST. CHARLES BORROMEEO

BY THE NUMBERS

4,157

**REGISTERED
PARISHIONERS**



1,315



**REGISTERED
HOUSEHOLDS**

22 BAPTISMS

12 Infant Baptisms
4 Child Baptisms (ages 1-7)
2 Minor Baptisms (ages 7-18)
4 RCIA Baptisms (Adult)



**2
MARRIAGES**



44

FIRST COMMUNIONS



48

CONFIRMATIONS

170

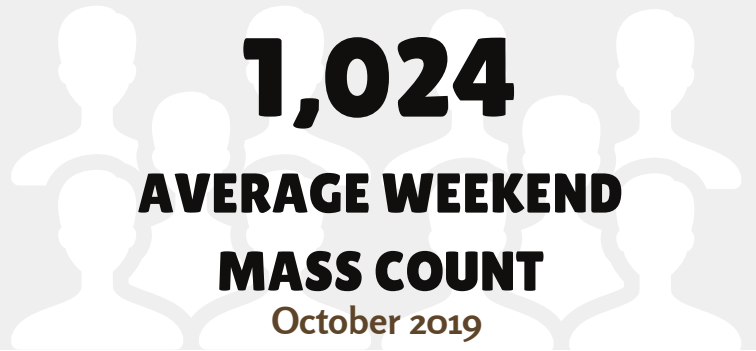
**RELIGIOUS
EDUCATION
STUDENTS**



1,024

**AVERAGE WEEKEND
MASS COUNT**

October 2019



32

FUNERALS



**ST. CHARLES
BORROMEEO**

JULY 1, 2019 – JUNE 30, 2020

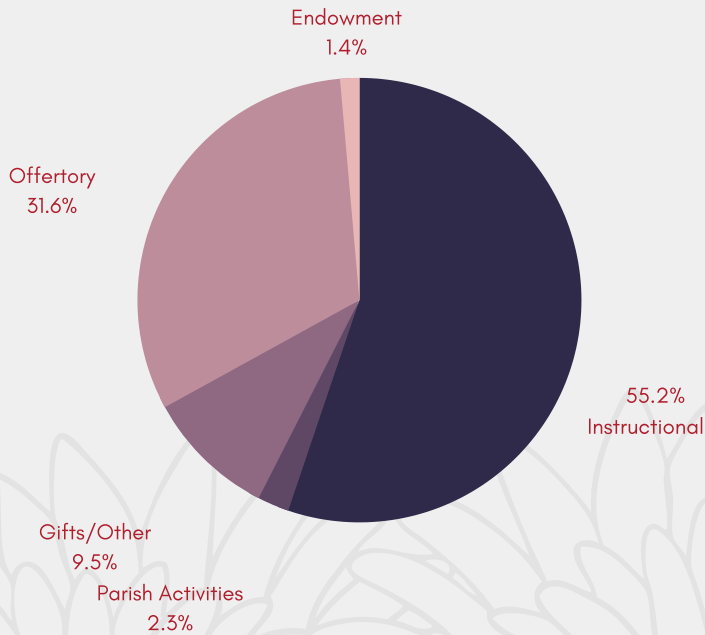
St. Charles Borromeo Parish
Summary of Income and Expenses (unaudited)
For the Periods Specified

Income	Fiscal Year Ended		Increase/(Decrease)	
	June 2020	June 2019	Amount	Percent
Tuition and Fees (Net of Financial Aid)	\$1,446,671	\$1,432,729	\$13,942	1.0%
Student Services (Cafeteria, Pre- Kindergarten, etc.)	\$266,746	\$299,627	-\$32,881	-11.0%
Mandated Services Reimbursement	\$210,550	\$256,949	-\$46,399	-18.1%
Subsidy from Parish	\$478,900	\$267,992	\$210,908	78.7%
Other School Income	\$9,973	\$16,841	-\$6,868	-40.8%
Christmas & Easter Collection	\$59,971	\$58,028	\$1,943	3.3%
Other Coll's & Initial Offering	\$89,576	\$66,221	\$23,355	35.3%
Stipend & Stole Fees	\$12,800	\$16,185	-\$3,385	-20.9%
Parish Activities Gross Receipt	\$81,737	\$96,961	-\$15,224	-15.7%
Gifts & Donations - Operating	\$270,266	\$684,826	-\$414,560	-60.5%
Other Income	\$60,111	\$60,324	-\$213	-0.4%
Sunday & Holiday Collections	\$936,657	\$1,018,424	-\$81,767	-8.0%
Extended Day/LatchKey & Daycare	\$37,996	\$54,198	-\$16,202	-29.9%
Total Income	\$3,961,954	\$4,329,305	-\$367,351	-8.5%
Expense				
Salary Expense	\$1,841,380	\$1,801,888	\$39,492	2.2%
Payroll, Taxes, & Fringe Benefits	\$669,157	\$623,601	\$45,556	7.3%
Administrative/Office Expenses	\$144,209	\$102,283	\$41,926	41.0%
Parish Operations	\$99,583	\$144,527	-\$44,944	-31.1%
Instructional Expense	\$162,013	\$183,707	-\$21,694	-11.8%
Student Service Expense	\$101,324	\$131,737	-\$30,413	-23.1%
Extended Day/LatchKey & Daycare Expense	\$2,932	\$3,491	-\$559	-16.0%
Marketing & Fundraising Expense	\$47,116	\$55,269	-\$8,153	-14.8%
Building Expense	\$276,337	\$273,326	\$3,011	1.1%
Other Operating Expenses				
LCC Subsidies	\$58,535	\$61,537	-\$3,002	-4.9%
Diocesan Assessment	\$80,588	\$105,994	-\$25,406	-24.0%
School Operating Cost to Parish	\$478,900	\$267,992	\$210,908	78.7%
Other Operating Expense Total	\$618,023	\$435,523	\$182,500	41.9%
Total Expenditures	\$3,962,074	\$3,755,352	\$206,722	5.5%
Operating Income	-\$120	\$573,953	-\$574,073	-100.0%
Other Income				
Gifts/Donations - Nonoperating	\$138,587	\$35,807	\$102,780	287.0%
Other Income - Nonoperating	\$87,391	\$247,612	-\$160,221	-64.7%
Total	\$225,978	\$283,419	-\$57,441	-20.3%
Other Expense				
Capital Expenses	\$216,199	\$44,153	\$172,046	389.7%
Gifts/Donations - Nonoperating	\$62,881	\$3,394	\$59,487	100.0%
Investment Fees	\$38,260	\$36,462	\$1,798	4.9%
Total Nonoperating Expenditures	\$317,340	\$84,009	\$233,331	277.7%
Total Nonoperating Income/Expense	-\$91,362	\$199,410	-\$290,772	-145.8%
Net Income	-\$91,482	\$773,363	-\$864,845	-111.8%
Endowment Fund Balance	\$3,232,221	\$2,923,333	\$308,888	10.57%

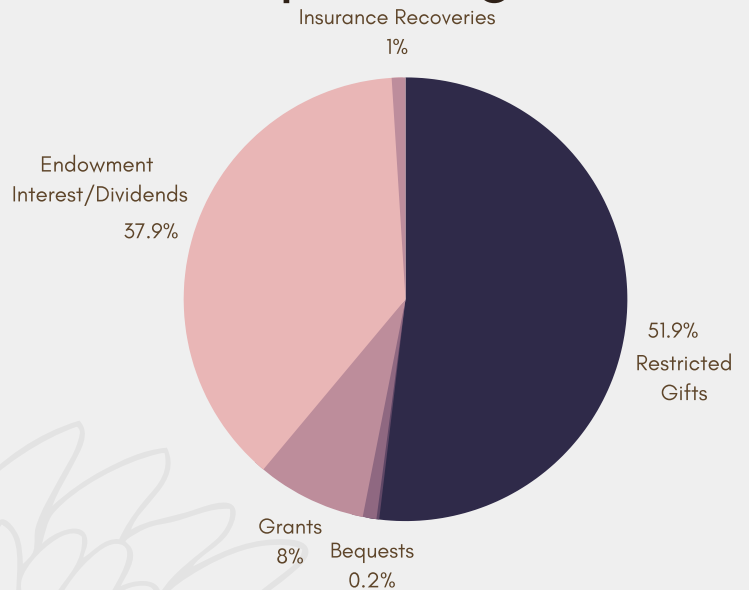
Finance Council Members:
 Glenn Fisher, Chairman
 Joe Joseph, Vice Chairman
 Carl Berger, Secretary
 Zack McCain

John Fischbach
 Gary Young
 Megan Scheid, Ex-Officio
 Courtney Neumeier, Ex-Officio
 Rev. Kent Kaufman, Pastor

Operating Income



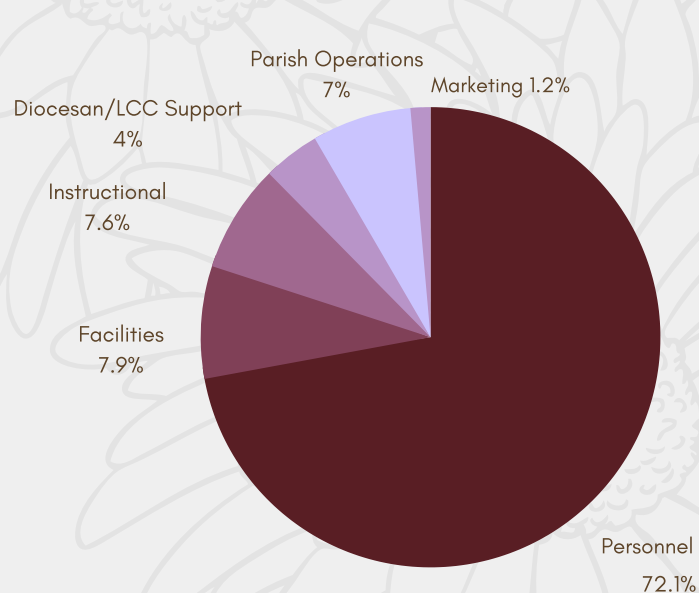
Non-Operating Income



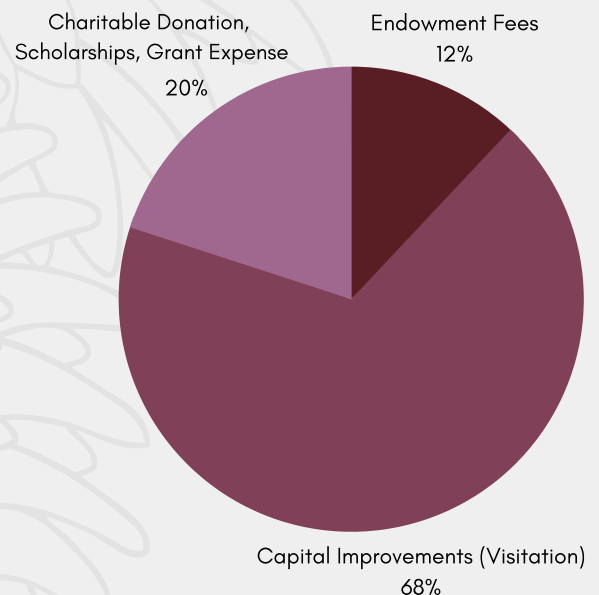
INCOME

Fiscal year 2019-2020 was greatly impacted by the COVID-19 pandemic. There are two areas to note. The 35.3% increase in our "Other Collections" (or offertory on the pie chart) is from our twice yearly Visitation. And the 60.5% decrease in "Gifts/Donations" (Gifts/Other) was from a large bequest in '18-19. The Parish Subsidy to the school was greatly increase due to the impact of COVID-19.

Operating Expenses

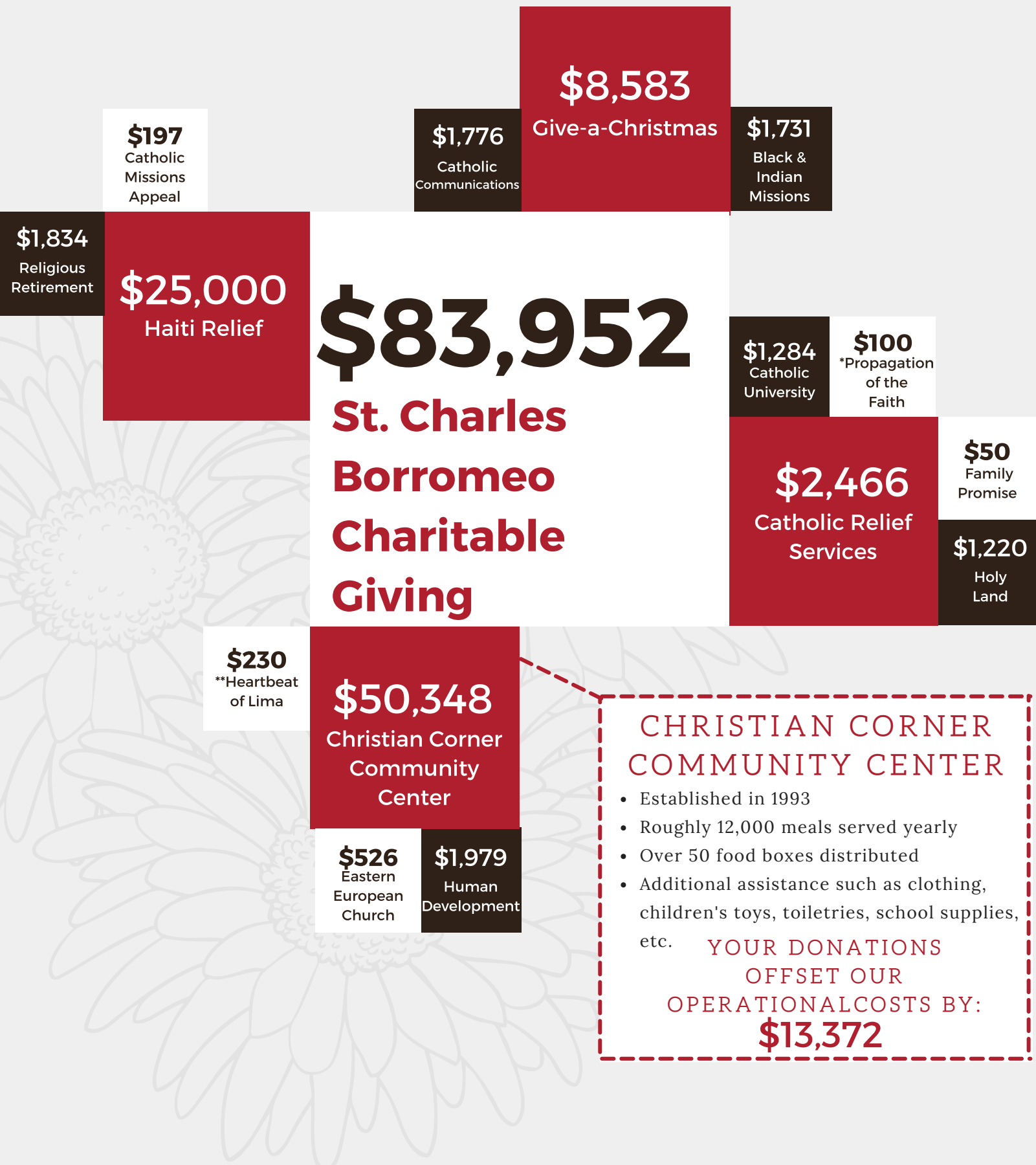


Non-Operating Expenses



EXPENSES

Expenses in 2019-2020 overall were down compared to prior year, a silver lining of the COVID-19 pandemic. You will see a notable increase in our "Administrative/Office" Expenses which is the result of reclassifying a previously misclassified expense. The Diocesan Assessment expense was down compared to PY as the Diocese forgave all the parishes last quarter payments to assist with COVID-19 impacts.



*Majority of these donations go directly to the Dioceses

**Does NOT include the baby bottle collection, this goes directly to Heartbeat of Lima

VISITATION DOLLARS AT WORK!



SCHEDULED PROJECTS COMING SOON:



Secured
FOB
Entrance to
Church





ST. CHARLES BORROMEEO
CATHOLIC CHURCH